

Table 4. New variable stars found in the test data

Name	Alias	α_{J2000} δ_{J2000}	Mag. range	Type	Period (d)	Epoch
ogle_17707	LMC_SC20_17707	05:44:59.79 -70:53:45.1	17.85-17.95 I	SR	86	max 2451164.798
ogle_33977	LMC_SC20_33977	05:45:07.10 -70:38:57.3	19.00-19.3 I	E:/CEP:	8.220	min 2450842.770
ogle_14141	LMC_SC20_14141	05:45:07.95 -70:56:55.9	17.65-17.75 I	SR	34.5	max 2450726.854
ogle_32793	LMC_SC20_32793	05:45:13.19 -70:39:12.2	17.8-18.1 I	GCAS		
ogle_7022	LMC_SC20_7022	05:45:15.24 -71:04:59.4	17.35-17.50 I	SRD:	27.4	max 2451516.701
ogle_25034	LMC_SC20_25034	05:45:15.53 -70:46:23.8	17.3-17.4 I	SRD:	41.3	max 2451478.820
ogle_32597	LMC_SC20_32597	05:45:23.34 -70:39:05.4	16.9-17.2 I	L:		
ogle_17541	LMC_SC20_17541	05:45:24.40 -70:53:53.0	16.80-16.95 I	L:/SR		
ogle_43681	LMC_SC20_43681	05:45:29.65 -70:30:18.5	16.7-16.8 I	LB:		
ogle_72706	LMC_SC20_72706	05:45:37.68 -70:53:39.3	16.55-16.65 I	L:/BE:		
ogle_83546	LMC_SC20_83546	05:45:53.41 -70:41:45.0	16.85-16.95 I	SRD:	64.3	max 2450950.547
ogle_72940	LMC_SC20_72940	05:46:05.99 -70:55:20.0	18.8-19.1 I	SR	22.5	max 2451599.752
ogle_63585	LMC_SC20_63585	05:46:11.65 -71:03:24.1	17.4-17.6 I	L:/BE:		
ogle_79972	LMC_SC20_79972	05:46:15.96 -70:45:19.2	17.70-17.85 I	SR	71.1	max 2451610.737
ogle_141796	LMC_SC20_141796	05:46:31.30 -70:36:54.9	16.85-17.00 I	BE:		
ogle_178524	LMC_SC20_178524	05:47:02.75 -70:50:33.0	18.15-18.40 I	SR	78.7	max 2451628.671
ogle_178313	LMC_SC20_178313	05:47:12.07 -70:48:30.2	17.9-18.1 I	BY/EB	3.762	max 2451238.610
ogle_169150	LMC_SC20_169150	05:47:28.80 -70:59:52.8	17.8-18.0 I	SR		
ogle_195557	LMC_SC20_195557	05:47:31.53 -70:31:52.5	16.65-16.75 I	LB:		
ogle_195589	LMC_SC20_195589	05:47:33.05 -70:34:06.5	17.75-17.95 I	SR	26.0	max 2451189.779
w1_03348	2MASS J16464503-4548311	16:46:45.04 -45:48:31.1	17.45-17.65 I	L:		
w1_02905	B1.0 0441-0525678	16:47:22.89 -45:49:25.6	12.64-12.72 I	L:		
66oph_00151	B1.0 0955-0320170	17:56:05.59 +05:32:57.7	15.35-15.65 V	EW	0.439073	min 2443195.59
66oph_00509	B1.0 0953-0319502	17:56:40.00 +05:21:15.8	14.4-14.5 V	EB	0.716296	min 2443262.54
66oph_00554	B1.0 0953-0319763	17:56:54.61 +05:19:42.1	14.0-14.2 V	LB		
66oph_21457	B1.0 0954-0321246	17:57:16.72 +05:26:15.8	16.4-17.0 V	EW	0.331902	min 2443272.41
66oph_01548	B1.0 0944-0313124	17:57:30.81 +04:27:55.8	13.65-14.0 V	EA	2.93797	min 2442922.49
66oph_00416	B1.0 0953-0323577	18:00:09.95 +05:23:32.4	14.35-14.5 V	EB	0.880076	min 2444455.30
tf1_2696	B1.0 1411-0351209	20:25:47.04 +51:09:36.5	13.5-13.9 I	SR:		13.5 13.9
tf1_10844	B1.0 1395-0356332	20:30:04.59 +49:33:40.1	13.30-13.34 I	BY	13.428	max 2456141.320
tf1_11332	2MASS 20301843+5018158	20:30:18.43 +50:18:15.9	12.55-12.80 I	EA	4.098	min 2456167.225
tf1_12827	B1.0 1400-0361680	20:31:01.94 +50:03:07.2	11.67-11.74 I	L:		
tf1_12884	2MASS 20310375+5106588	20:31:03.76 +51:06:58.8	15.20-15.40 I	EW	0.321647	min 2456131.286
tf1_14712	B1.0 1395-0357521	20:31:59.76 +49:31:18.3	15.70-16.30 I	L:		
tf1_16769	B1.0 1407-0362160	20:33:01.76 +50:46:06.7	13.45-13.73 I	EB	0.441056	min 2456131.327
kr_77163	B1.0 1423-0521396	22:42:32.35 +52:21:21.8	15.55-15.76 V	BY:	0.7351	max 2456181.2
and1_20086	B1.0 1395-0471170	22:42:49.50 +49:31:08.5	11.2-11.32 V	EW	0.8792886	min 2455963.19
kr_37961	B1.0 1425-0519635	22:43:21.89 +52:30:51.9	15.25-15.37 V	EB	0.59755	min 2456179.172
and1_19739	B1.0 1369-0523951	22:43:31.66 +46:59:51.9	12.6-13.2 V	EA:	1.42962	min 2455948.144
kr_17020	B1.0 1414-0463241	22:43:38.70 +51:29:39.9	15.40-16.00 V	EA	0.91889	min 2456175.229
kr_66856	B1.0 1421-0514213	22:43:47.96 +52:08:47.6	14.15-14.35 V	EA	3.764	min 2456181.067
kr_10405	B1.0 1412-0461724	22:44:41.85 +51:13:59.5	13.88-13.92 V	DSCT	0.107088	max 2456181.067
kr_83071	B1.0 1418-0488970	22:44:51.41 +51:52:56.5	12.62-12.70 V	LB		
and1_24872	B1.0 1432-0496857	22:45:01.06 +53:14:16.5	12.2-12.7 V	LB		
kr_43307	B1.0 1428-0540643	22:45:08.66 +52:52:22.4	13.05-13.08 V	DSCT	0.086931	max 2456174.089
kr_05854	B1.0 1410-0462570	22:45:19.32 +51:03:03.7	14.25-14.31 V	GDOR	0.41078	max 2456173.195
and1_24286	B1.0 1409-0465793	22:45:22.22 +50:58:17.8	12.1-12.6 V	LB		
kr_28162	B1.0 1419-0487936	22:45:25.85 +51:58:00.5	13.87-13.91 V	DSCT	0.117360	max 2456174.266
kr_29944	B1.0 1420-0501500	22:45:54.19 +52:02:38.1	12.57-12.59 V	DSCT	0.054953	max 2456181.301
kr_91476	B1.0 1431-0520266	22:45:55.06 +53:06:22.1	13.18-13.35 V	LB		
kr_46864	B1.0 1427-0539839	22:45:55.73 +52:43:57.9	14.52-14.57 V	DSCT	0.093029	max 2456179.202
kr_71058	B1.0 1424-0522460	22:45:56.73 +52:24:33.3	15.73-15.98 V	EW	0.32395	min 2456179.263
kr_20441	B1.0 1416-0479986	22:46:07.33 +51:39:44.4	12.25-12.40 V	LB		
kr_66835	B1.0 1408-0471564	22:46:07.37 +50:48:58.5	14.09-14.17 V	EW	0.35198	min 2456171.143
kr_77060	B1.0 1417-0490596	22:46:09.32 +51:42:26.4	15.20-15.85 V	EA	1.4150	min 2456179.303
kr_01539	B1.0 1408-0471596	22:46:09.35 +50:52:33.6	14.33-14.39 V	DSCT	0.181908	max 2456181.385
and1_23835	B1.0 1374-0578230	22:46:09.39 +47:27:39.3	12.24-12.8 V	LB		
kr_12545	B1.0 1413-0473694	22:46:20.01 +51:20:19.8	14.62-14.80 V	LB		
kr_15917	B1.0 1414-0466085	22:46:44.59 +51:28:47.1	14.02-14.06 V	DSCT	0.060571	max 2456173.233
kr_31044	2MASS 22465045+5205269	22:46:50.46 +52:05:27.0	15.24-15.37 V	EW	0.35722	min 2456181.15
kr_47989	B1.0 1426-0532761	22:47:13.65 +52:41:31.9	14.46-14.55 V	GDOR:	1.50:	max 2456181.05
kr_14653	B1.0 1414-0466538	22:47:16.41 +51:25:52.9	14.20-14.28 V	GDOR:	2.533	max 2456180.20
kr_55748	B1.0 1423-0526261	22:47:28.39 +52:22:44.3	12.10-12.22 V	LB		
kr_48798	B1.0 1426-0533265	22:47:43.86 +52:39:59.7	15.04-15.15 V	BY:	1.646:	max 2456181.28

Table 4. continued

Name	Alias	α_{J2000}	δ_{J2000}	Mag. range	Type	Period (<i>d</i>)	Epoch
kr_52054	B1.0 1425-0524424	22:48:26.87	+52:31:52.2	14.54-14.80 V	EA		
kr_22423	B1.0 1417-0492755	22:48:27.36	+51:45:46.4	13.48-13.51 V	DSCT	0.068565	max 2456171.137
kr_49316	B1.0 1426-0534324	22:48:48.79	+52:39:15.3	14.42-14.55 V	BY	2.234	max 2456205.13
kr_22913	B1.0 1417-0493245	22:49:02.03	+51:47:07.1	13.50-13.53 V	EW	0.255044	min 2456174.146
kr_25048	B1.0 1418-0493332	22:49:23.75	+51:52:15.4	13.74-13.78 V	DSCT	0.121500	max 2456175.095
and1_28521	B1.0 1426-0535417	22:50:00.00	+52:36:54.8	11.9-12.4 V	LB		
kr_71053	B1.0 1420-0505962	22:50:47.92	+52:04:51.3	15.75-15.93 V	EW	0.48206	min 2456174.11
kr_68645	B1.0 1428-0546648	22:51:18.85	+52:49:18.8	15.43-15.60 V	EW	0.53633	min 2456175.11
kr_14338	B1.0 1414-0470583	22:51:49.59	+51:27:09.0	15.40-15.90 V	EA	0.95253	min 2456171.152
kr_11898	B1.0 1413-0479241	22:52:31.70	+51:21:31.3	13.43-13.46 V	DSCT	0.084288	max 2456159.311
kr_43786	B1.0 1428-0547936	22:52:31.83	+52:53:50.0	14.92-15.20 V	EA	1.4044	min 2456180.15
kr_05250	B1.0 1410-0468964	22:52:44.29	+51:05:12.1	12.17-12.19 V	DSCT	0.114447	max 2456171.139
kr_06442	B1.0 1411-0468958	22:52:46.95	+51:08:17.5	12.39-12.51 V	LB		
kr_17485	B1.0 1415-0474346	22:53:10.52	+51:35:26.0	13.37-13.39 V	DSCT	0.071639	max 2456174.227
kr_06681	B1.0 1411-0469388	22:53:20.42	+51:08:47.5	13.36-13.40 V	DSCT	0.074128	max 2456173.159
kr_80746	B1.0 1430-0529127	22:53:21.22	+53:03:29.5	15.90-16.30 V	EA	0.48435	min 2456181.269
kr_68763	B1.0 1413-0479941	22:53:30.47	+51:20:02.6	15.41-15.52 V	DSCT	0.055500	max 2456179.308
kr_36496	B1.0 1429-0540150	22:53:35.71	+52:59:38.5	15.19-15.32 V	BY:	1.733	max 2456182.07
kr_74877	B1.0 1429-0540181	22:53:38.20	+52:58:46.3	16.05-16.22 V	EB	0.52761	min 2456180.147
kr_04524	B1.0 1410-0469644	22:53:41.52	+51:03:38.2	13.09-13.13 V	DSCT	0.068231	max 2456173.325
kr_54963	B1.0 1424-0530011	22:54:04.57	+52:26:15.1	15.02-15.14 V	DSCT	0.094157	min 2456173.222
kr_20503	B1.0 1417-0497638	22:54:11.29	+51:42:59.6	13.18-13.21 V	DSCT	0.062144	max 2456171.202
kr_20269	B1.0 1417-0497693	22:54:15.71	+51:42:22.4	14.38-14.50 V	EA	0.66044	min 2456180.285
and1_33002	B1.0 1398-0476733	22:54:30.93	+49:50:04.0	12.5-13.65 V	SR	90:	max 2456017.245
kr_67216	B1.0 1421-0523860	22:54:31.35	+52:06:14.8	14.83-14.91 V	DSCT	0.062844	max 2456177.256
and1_33250	B1.0 1436-0432148	22:54:33.11	+53:40:22.4	12.65-13.1 V	E:	1.5136	min 2455955.208
and1_33409	B1.0 1434-0440482	22:54:41.41	+53:29:11.9	12.63-13.0 V	EA	1.30331	min 2455869.245
kr_27255	B1.0 1419-0496162	22:54:43.15	+51:59:46.2	13.32-13.36 V	GDOR	2.85	max 2456183.07
kr_34551	B1.0 1430-0530571	22:54:52.44	+53:04:36.3	12.57-12.76 V	LB		
kr_37294	B1.0 1429-0541415	22:54:55.72	+52:57:51.9	12.29-12.31 V	DSCT	0.035091	max 2456174.230
kr_28139	B1.0 1420-0509578	22:55:11.94	+52:01:49.2	14.36-14.40 V	EW	0.44403	min 2456179.300
kr_08347	B1.0 1412-0470958	22:55:44.63	+51:13:56.7	12.22-12.25 V	DSCT	0.107793	max 2456173.259
kr_38248	B1.0 1425-0531121	22:55:46.30	+52:34:29.4	12.39-12.42 V	DSCT	0.057451	max 2456159.231
kr_92507	B1.0 1431-0531790	22:56:44.75	+53:10:52.2	14.62-14.79 V	EW	0.50843	min 2456171.26
kr_41182	B1.0 1422-0536615	22:57:16.20	+52:15:53.3	14.53-14.58 V	GDOR	0.48395	max 2456153.282
kr_49209	B1.0 1426-0541925	22:57:18.92	+52:41:14.5	14.11-14.19 V	EB	1.100:	min 2456179.39
and1_37044	B1.0 1405-0476718	22:58:26.06	+50:33:19.3	12.2-12.98 V	LB		
and1_37967	B1.0 1416-0491257	22:59:21.59	+51:39:38.8	12.06-12.35 V	LB		
and1_37854	B1.0 1381-0569982	22:59:24.58	+48:08:10.4	13.15-13.6 V	BY:	26	max 2456018.923
and1_37969	B1.0 1414-0476215	22:59:31.35	+51:29:09.9	10.48-10.76 V	LB		
and1_38659	B1.0 1417-0501964	22:59:58.74	+51:43:57.8	12.41-12.7 V	EW:	0.457418	min 2455961.293
and1_18902	B1.0 1413-0485310	23:01:04.56	+51:20:48.6	10.91-11.12 V	SR	18.8480097	max 2456021.124
and1_18328	B1.0 1404-0488506	23:01:45.41	+50:26:57.9	12.52-13.0 V	EA	3.5973	min 2455993.367
and1_17680	B1.0 1405-0479397	23:02:19.30	+50:31:01.2	13.57-13.9 V	EB	0.8137610	min 2456020.531
and1_15410	B1.0 1365-0495019	23:04:03.28	+46:32:10.5	11.55-11.85 V	SR	25.7658911	max 2456426.931
and1_15631	B1.0 1422-0541972	23:04:04.54	+52:17:03.4	11.7-12.15 V	LB		
and1_15618	B1.0 1434-0448399	23:04:16.40	+53:29:44.8	11.76-11.96 V	HADS:	0.1335509	max 2456383.546
and1_14823	B1.0 1428-0558741	23:05:01.25	+52:49:36.8	13.2-13.7 V	EB	0.71946	min 2455951.183
and1_14065	B1.0 1396-0483812	23:05:09.40	+49:40:48.8	10.75-11.15 V	SR:	62	max 2456020.531
and1_12184	B1.0 1389-0486242	23:06:12.02	+48:57:18.5	9.92-10.32 V	LB		
and1_13027	B1.0 1433-0484201	23:06:44.52	+53:23:57.1	12.2-12.85 V	SR:	70:	max
and1_11105	B1.0 1378-0608568	23:07:44.39	+47:51:44.1	11.44-11.75 V	LB		
and1_07939	B1.0 1400-0490607	23:10:57.16	+50:03:03.4	10.7-11.5 V	SR:	60:	max
and1_07637	B1.0 1395-0490034	23:11:18.51	+49:33:20.7	11.75-12.14 V	EA	1.9246	min 2455969.161
and1_07465	B1.0 1429-0555802	23:12:00.10	+52:58:23.5	11.8-12.2 V	LB		
and1_05237	B1.0 1409-0486197	23:13:48.68	+50:56:29.6	11.22-12.4 V	SR:	110 based on NSVS data	max
and1_05733	B1.0 1431-0545975	23:13:58.44	+53:10:01.1	11.27-11.46 V	SR	52.5	max 2455967.186
and1_03934	B1.0 1401-0500860	23:14:08.75	+50:11:58.5	10.53-10.83 V	SR:	20	max
and1_05292	B1.0 1419-0509999	23:14:09.71	+51:57:26.2	12.15-12.45 V	SR	40	max 2456003.171
and1_03638	B1.0 1396-0489427	23:14:52.69	+49:37:40.9	10.65-11.0 V	LB		

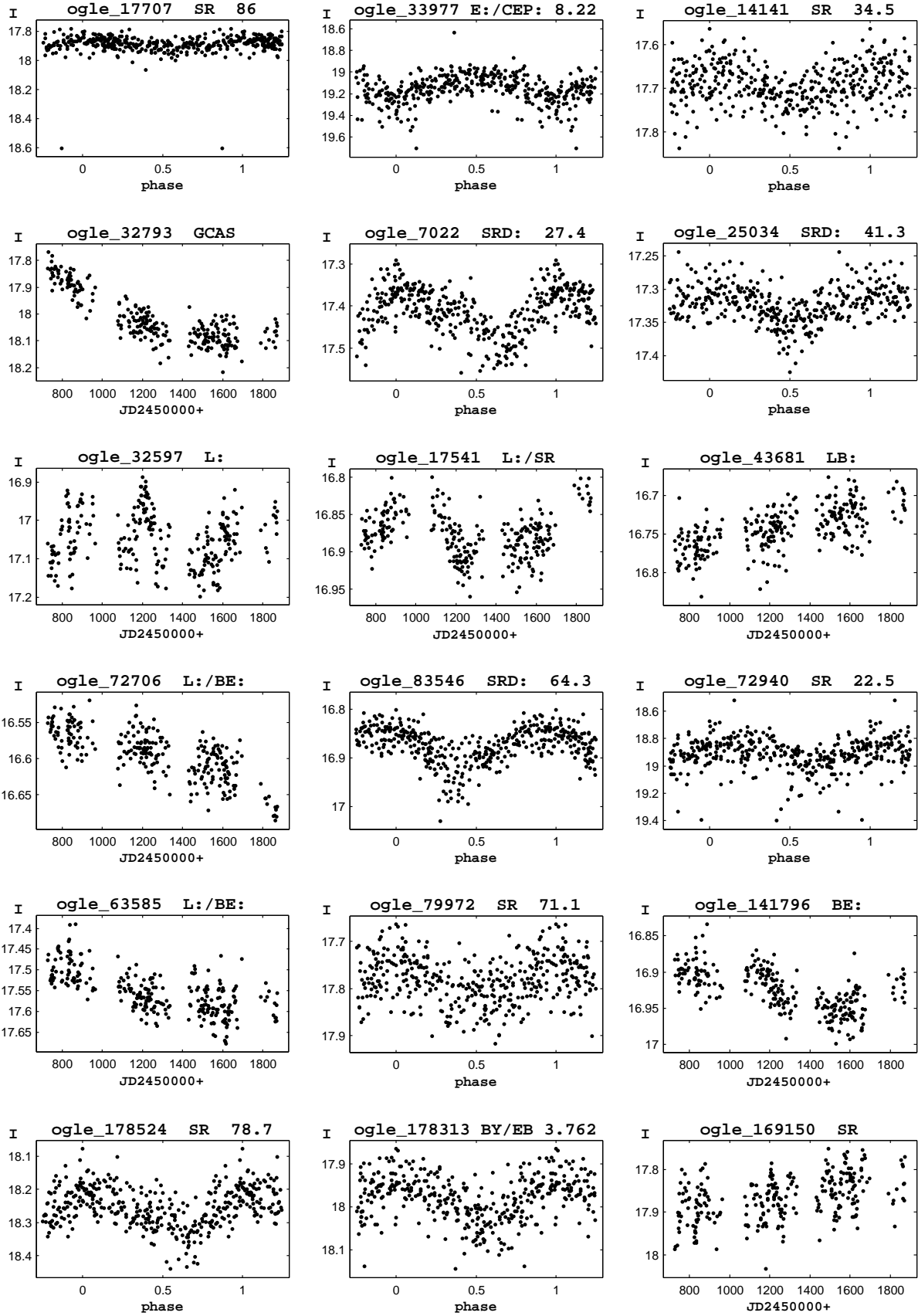


Figure 8. Lightcurves of new variable stars found in the test datasets.

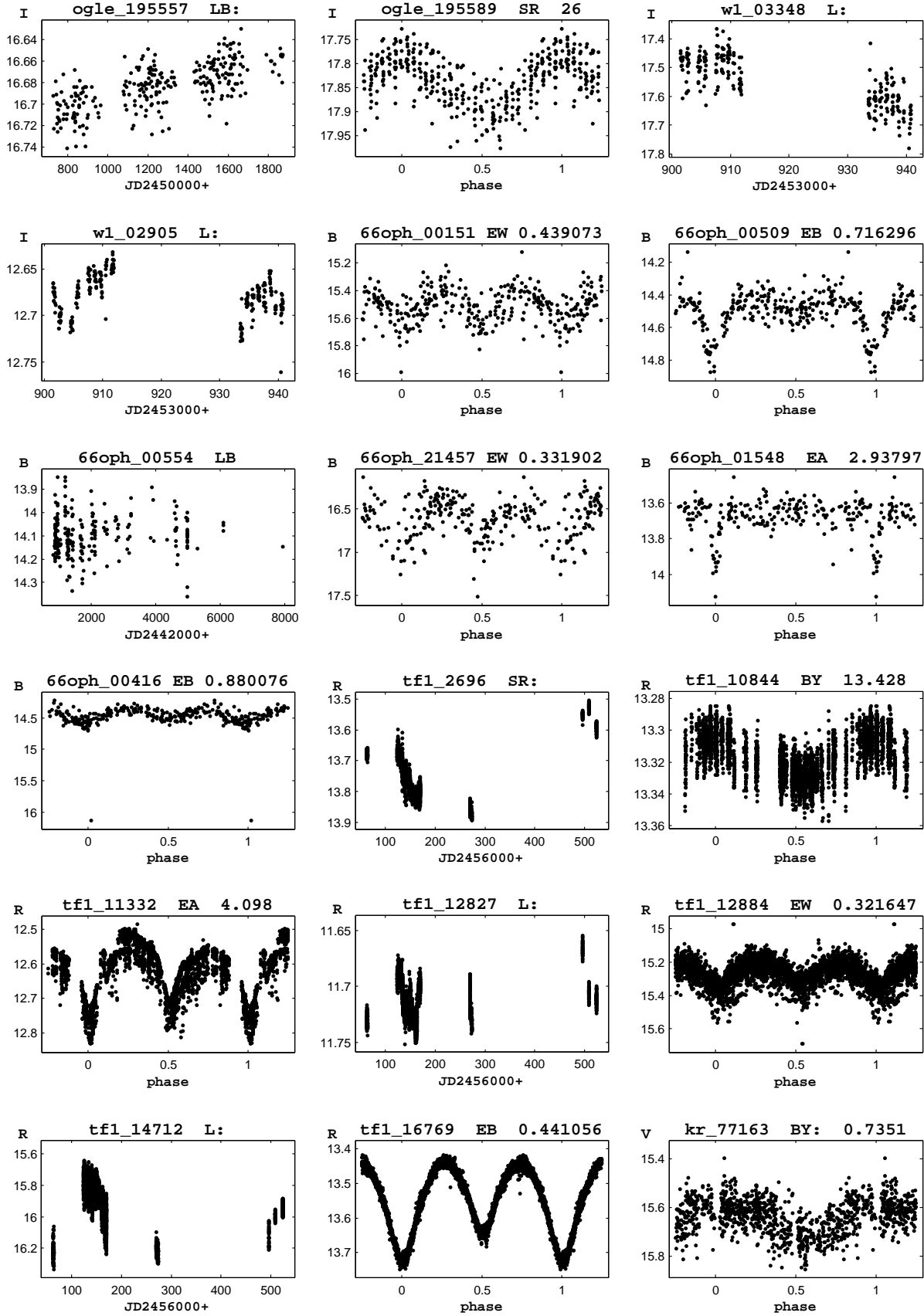


Figure 8. continued.

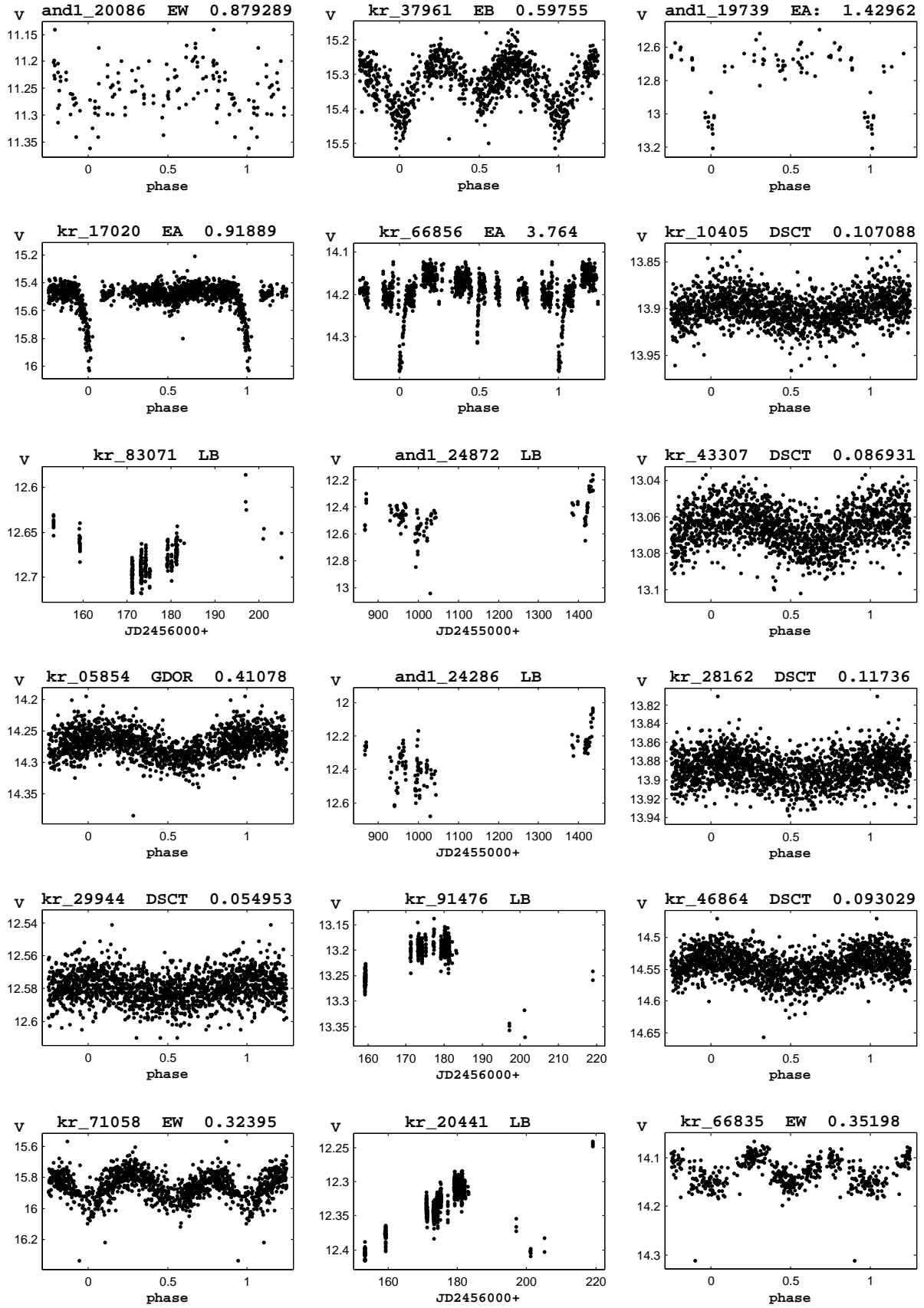


Figure 8. continued.

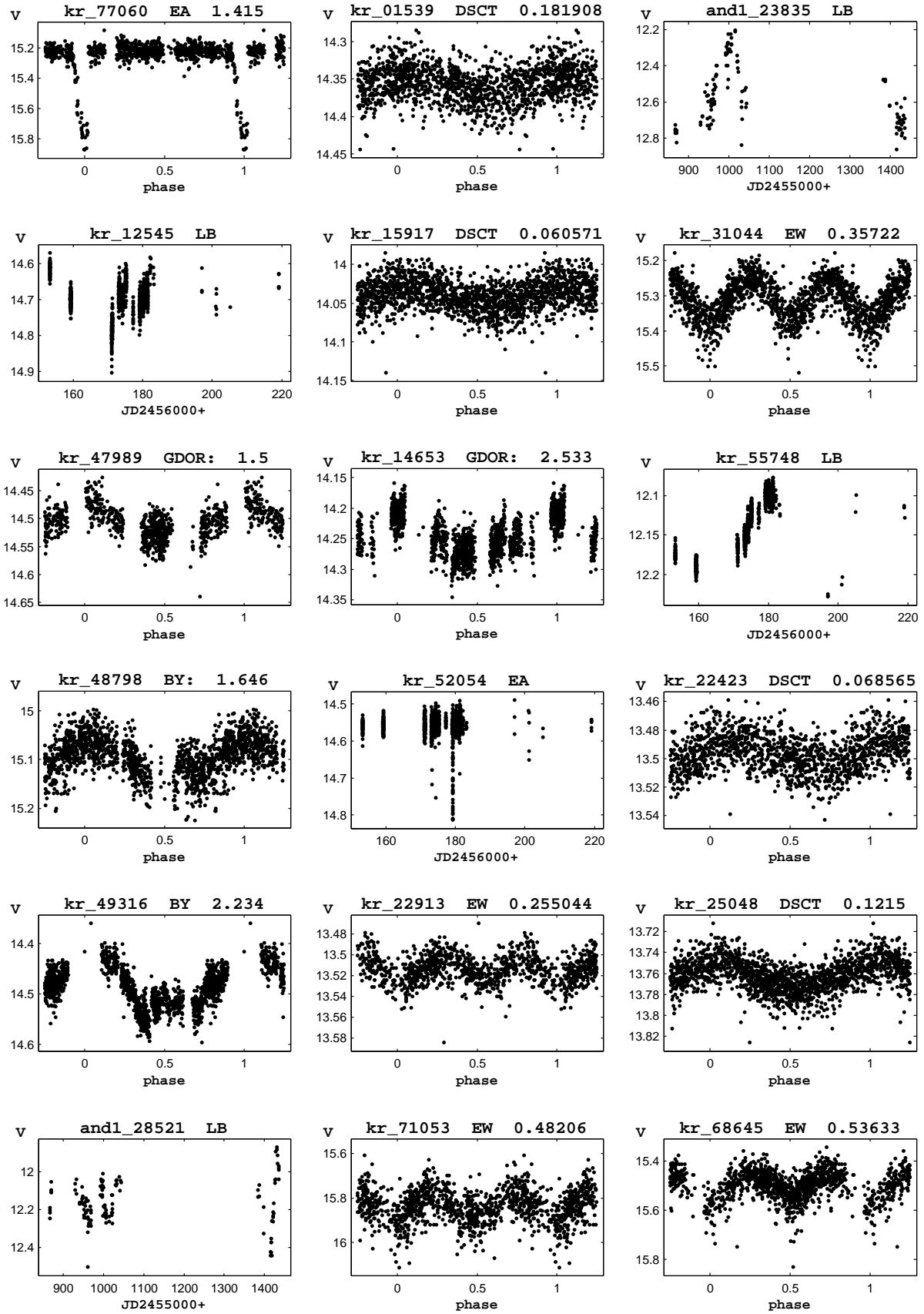


Figure 8. continued.

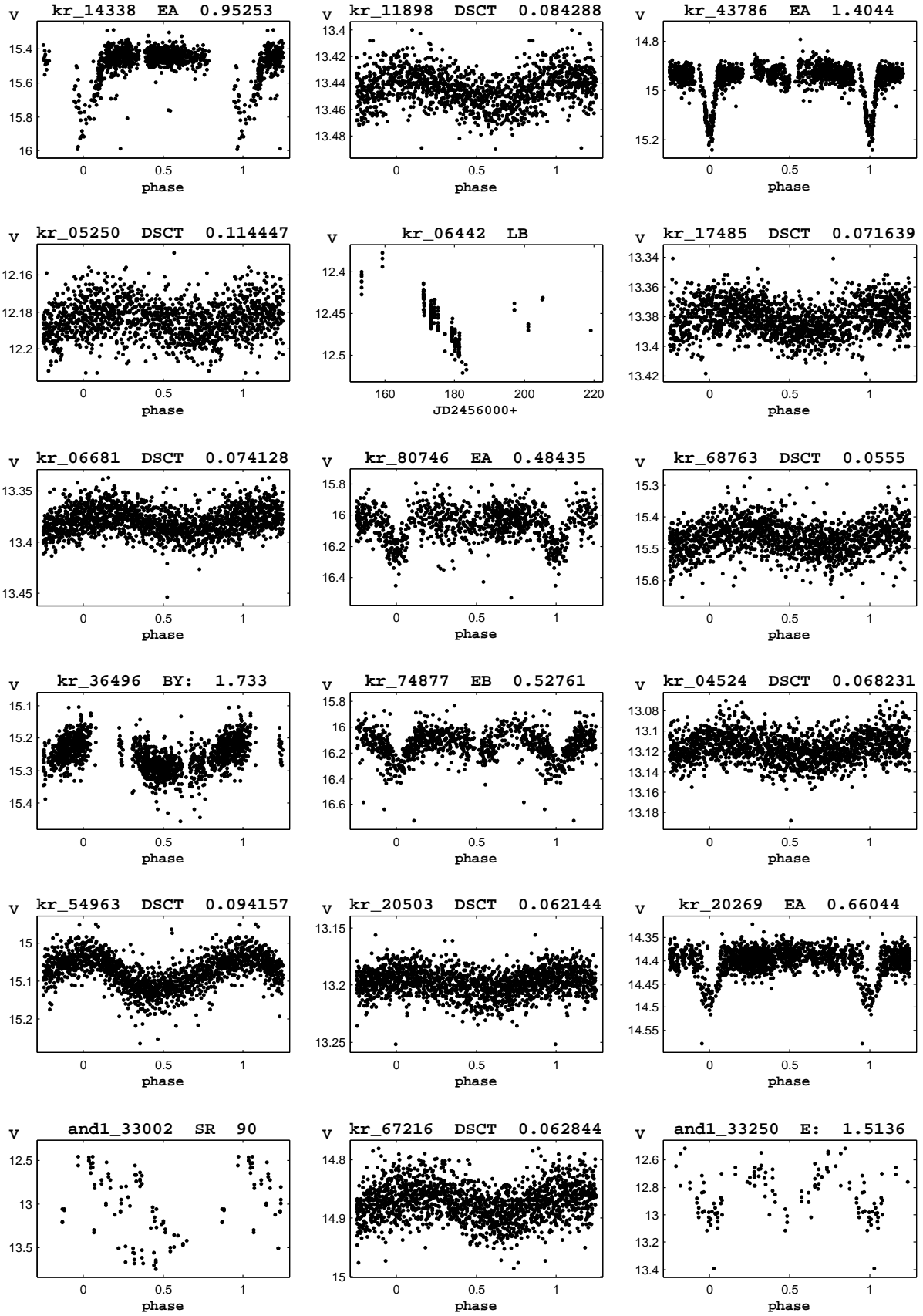


Figure 8. continued.

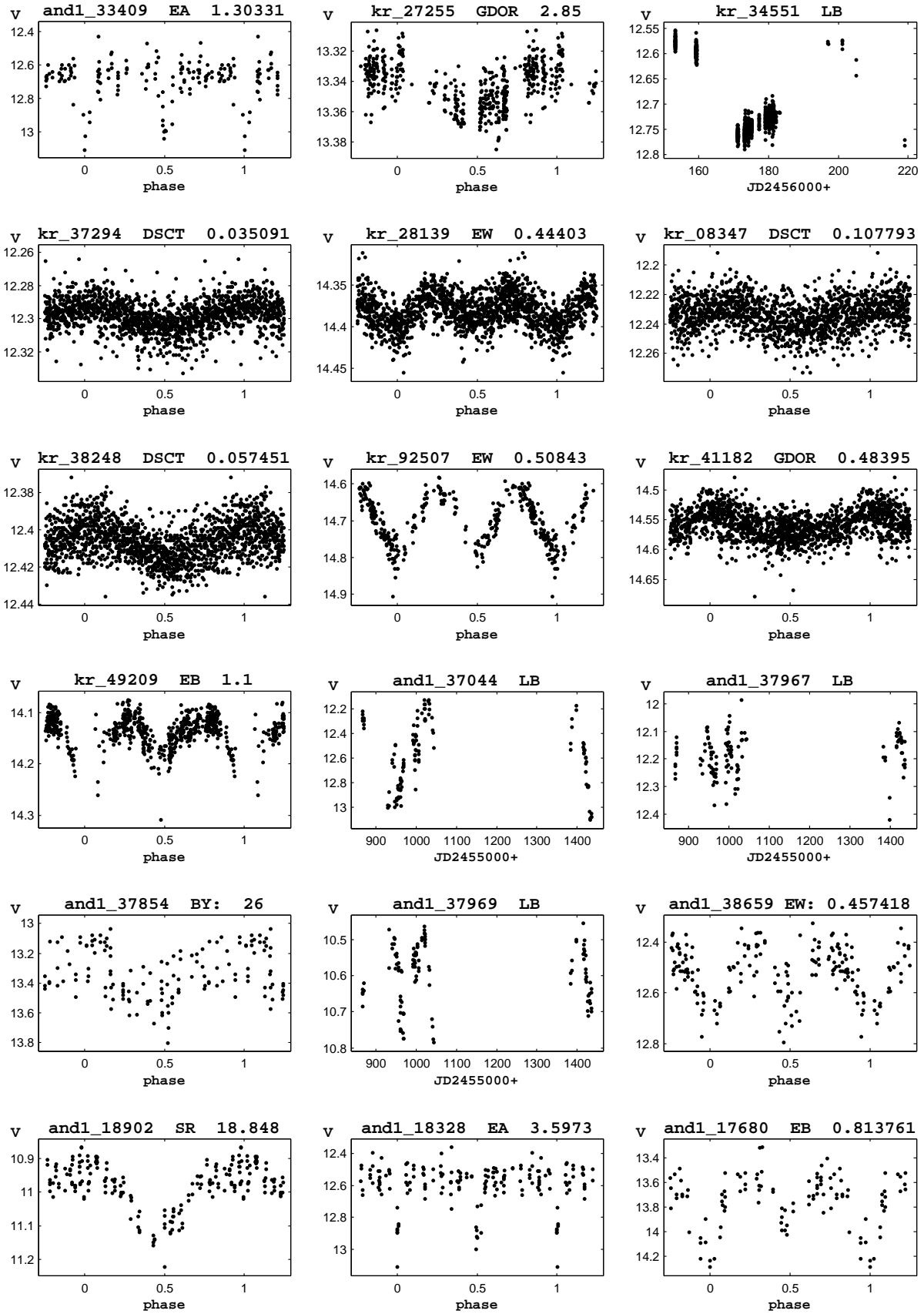


Figure 8. continued.

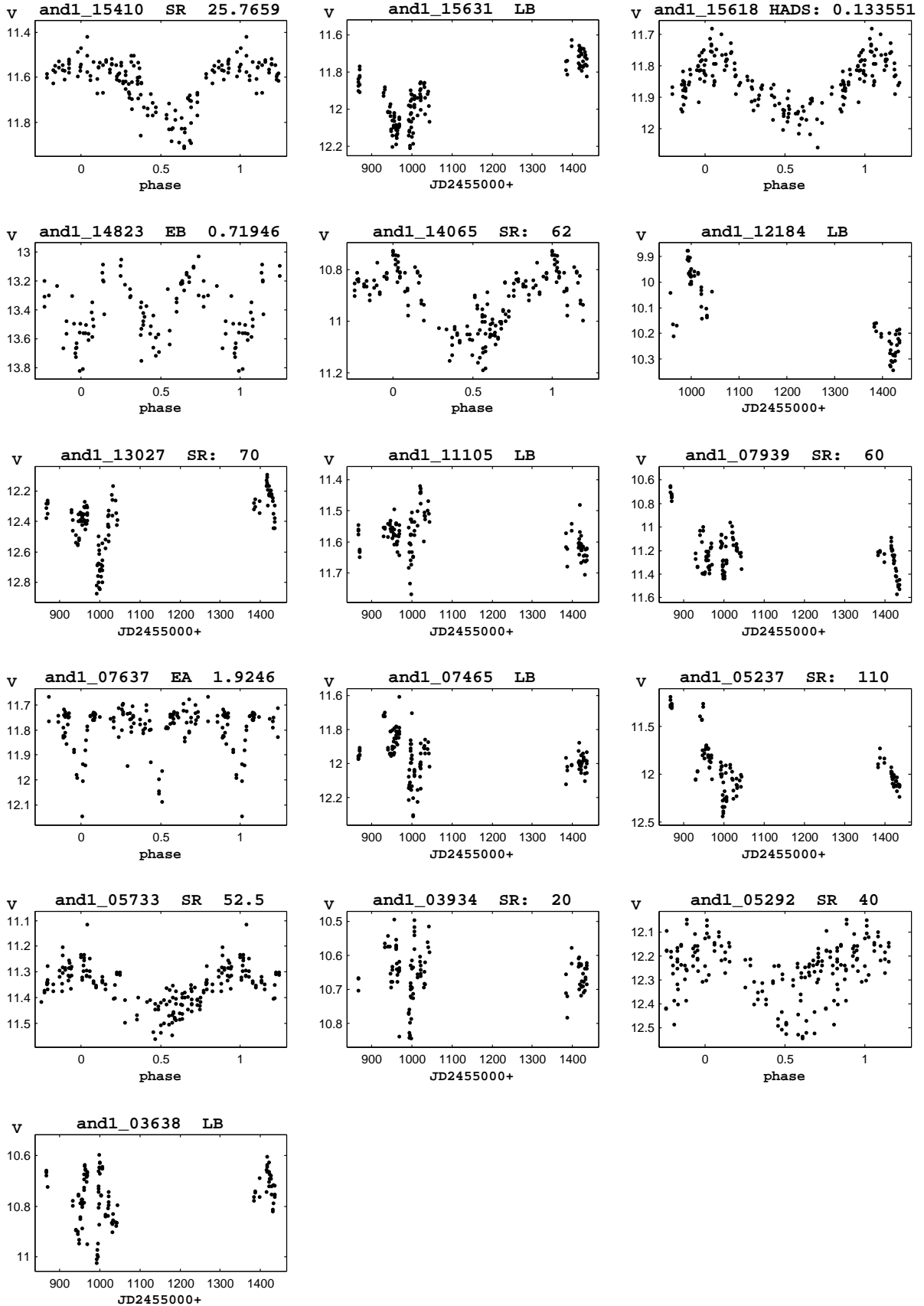


Figure 8. continued.

Table 5. Performance of variability indices on the datasets with simulated periodic variability

Index	TF1		TF2		Kr		Westerlund 1		And 1		LMC_SC20		66 Oph		Sec.	Ref.
	$F_{1 \max}$	R	$F_{1 \max}$	R	$F_{1 \max}$	R	$F_{1 \max}$	R	$F_{1 \max}$	R	$F_{1 \max}$	R	$F_{1 \max}$	R		
Scatter-based indices																
χ_{red}^2	0.157	0.928	0.185	0.936	0.871	0.991	0.566	0.990	0.571	0.991	0.684	0.993	0.253	0.981	2.1	(a)
σ_w	0.166	0.940	0.187	0.941	0.858	0.992	0.500	0.990	0.589	0.991	0.669	0.993	0.262	0.981	2.2	(b)
MAD	0.296	0.973	0.309	0.973	0.883	0.991	0.625	0.993	0.680	0.993	0.809	0.992	0.487	0.990	2.3	(c)
IQR	0.269	0.968	0.279	0.969	0.880	0.992	0.611	0.993	0.675	0.992	0.801	0.992	0.464	0.991	2.4	(d)
RoMS	0.215	0.957	0.237	0.954	0.882	0.991	0.654	0.993	0.626	0.992	0.768	0.991	0.437	0.993	2.5	(e)
σ_{NXS}^2	0.023	0.243	0.022	0.196	0.065	0.737	0.042	0.599	0.061	0.758	0.069	0.775	0.346	0.990	2.6	(f)
v	0.074	0.860	0.097	0.901	0.488	0.993	0.361	0.984	0.415	0.990	0.141	0.934	0.070	0.911	2.7	(g)
Correlation-based indices																
l_1	0.668	0.993	0.530	0.993	0.157	0.993	0.250	0.998	0.332	0.986	0.032	0.994	0.025	0.980	2.8	(h)
I	0.164	0.926	0.193	0.935	0.877	0.991	0.286	0.993	0.641	0.991	0.354	0.994	0.097	0.989	2.9	(i)
J	0.231	0.956	0.249	0.958	0.890	0.991	0.320	0.996	0.672	0.991	0.777	0.991	0.329	0.988	2.10	(j)
$J(\text{time})$	0.240	0.959	0.249	0.958	0.891	0.991	0.345	0.996	0.685	0.992	0.279	0.996	0.081	0.992	2.11	(k)
$J(\text{clip})$	0.217	0.951	0.239	0.954	0.898	0.991	0.622	0.994	0.642	0.991	0.768	0.991	0.433	0.993	2.12	(d)
L	0.272	0.964	0.274	0.961	0.877	0.991	0.323	0.996	0.712	0.992	0.796	0.991	0.495	0.994	2.10	(j)
CSSD	0.295	0.959	0.408	0.972	0.020	0.011	0.020	0.016	0.020	0.011	0.020	0.012	0.019	0.002	2.13	(l)
E_x	0.077	0.863	0.083	0.895	0.303	0.993	0.132	0.981	0.439	0.990	0.714	0.992	0.255	0.989	2.14	(m)
$1/\eta$	0.674	0.992	0.625	0.988	0.859	0.991	0.242	0.997	0.315	0.985	0.031	0.994	0.023	0.974	2.15	(n)
\mathcal{E}_{of}	0.012	0.970	0.040	0.988	0.168	0.978	0.021	0.946	0.025	0.689	0.019	0.539	0.019	0.897	2.16	(o)
S_B	0.138	0.893	0.141	0.888	0.826	0.990	0.292	0.984	0.469	0.989	0.492	0.991	0.136	0.986	2.17	(p)

See the footnote in Table 3.

Table 6. Performance of variability indices on the datasets with simulated non-periodic variability

Index	TF1		TF2		Kr		Westerlund 1		And 1		LMC_SC20		66 Oph		Sec.	Ref.
	$F_{1 \max}$	R	$F_{1 \max}$	R	$F_{1 \max}$	R	$F_{1 \max}$	R	$F_{1 \max}$	R	$F_{1 \max}$	R	$F_{1 \max}$	R		
Scatter-based indices																
χ_{red}^2	0.166	0.927	0.184	0.936	0.873	0.991	0.556	0.990	0.563	0.991	0.685	0.993	0.252	0.980	2.1	(a)
σ_w	0.179	0.948	0.186	0.941	0.860	0.992	0.493	0.990	0.577	0.991	0.669	0.993	0.258	0.980	2.2	(b)
MAD	0.180	0.958	0.264	0.966	0.825	0.992	0.548	0.993	0.561	0.991	0.779	0.992	0.400	0.989	2.3	(c)
IQR	0.175	0.954	0.247	0.962	0.826	0.992	0.556	0.993	0.608	0.992	0.777	0.992	0.384	0.988	2.4	(d)
RoMS	0.191	0.950	0.231	0.953	0.870	0.991	0.632	0.993	0.589	0.991	0.757	0.991	0.406	0.991	2.5	(e)
σ_{NXS}^2	0.023	0.240	0.022	0.192	0.065	0.737	0.042	0.599	0.061	0.759	0.068	0.776	0.348	0.990	2.6	(f)
v	0.096	0.898	0.107	0.911	0.668	0.993	0.400	0.989	0.471	0.991	0.165	0.957	0.096	0.952	2.7	(g)
Correlation-based indices																
l_1	0.708	0.993	0.545	0.993	0.877	0.991	0.864	0.992	0.759	0.991	0.887	0.992	0.689	0.993	2.8	(h)
I	0.171	0.926	0.192	0.935	0.881	0.991	0.636	0.990	0.642	0.991	0.783	0.992	0.369	0.990	2.9	(i)
J	0.211	0.953	0.242	0.957	0.884	0.991	0.756	0.993	0.653	0.991	0.780	0.991	0.419	0.994	2.10	(j)
$J(\text{time})$	0.193	0.952	0.243	0.957	0.870	0.991	0.733	0.993	0.672	0.991	0.884	0.991	0.484	0.993	2.11	(k)
$J(\text{clip})$	0.198	0.949	0.232	0.953	0.892	0.991	0.704	0.992	0.613	0.992	0.768	0.991	0.403	0.993	2.12	(d)
L	0.211	0.956	0.260	0.959	0.858	0.991	0.732	0.993	0.682	0.992	0.795	0.991	0.551	0.994	2.10	(j)
CSSD	0.197	0.950	0.324	0.974	0.018	0.009	0.019	0.014	0.019	0.007	0.019	0.010	0.019	0.001	2.13	(l)
E_x	0.509	0.988	0.413	0.989	0.854	0.992	0.700	0.993	0.622	0.992	0.784	0.992	0.430	0.994	2.14	(m)
$1/\eta$	0.715	0.992	0.631	0.988	0.876	0.991	0.873	0.992	0.756	0.991	0.887	0.992	0.700	0.994	2.15	(n)
\mathcal{E}_{of}	0.257	0.978	0.405	0.990	0.828	0.991	0.692	0.994	0.480	0.991	0.885	0.991	0.525	0.994	2.16	(o)
S_B	0.150	0.893	0.146	0.888	0.846	0.989	0.571	0.981	0.676	0.988	0.736	0.988	0.512	0.990	2.17	(p)

See the footnote in Table 3.

Table 7. Simulated lightcurve divided into subsamples

JD (days)	m_i (mag)	σ_i (mag)	subsamples
2457001.50000	11.497	0.025	bB
2457001.70000	11.517	0.028	vV
2457002.40000	11.305	0.025	bB
2457002.60000	11.246	0.018	vV
2457004.60000	10.517	0.016	
2457006.40000	11.032	0.021	b
2457006.50000	11.111	0.020	vB
2457006.60000	11.143	0.023	V
2457008.30000	10.451	0.023	b
2457008.40000	11.408	0.023	vB
2457009.30000	11.054	0.022	V